

2023042 GE Rainbow Kidz 10+U Mini 1

Green Ball Boys

Box 1

				1.	2.	3.	4.	5.
TSA141177			1. MAGALA Boikgantsho		0-7	0-7	2-5	5-2
TSA131645			2. EZIEGBO Joshue	7-0		3-4	5-2	7-0
TSA131571			3. WILKINSON Noah	7-0	4-3		6-1	7-0
TSA151065	GC		4. BOTHA Noa-Daniël	5-2	2-5	1-6		6-1
TSA131444	MPUN		5. WATSON Liam	2-5	0-7	0-7	1-6	

Standings	Points	Wins	Losses	Sets	Games
1. Noah WILKINSON	8	4	0	4 - 0 (100%)	24 - 4 (85.71%)
2. Joshue EZIEGBO	6	3	1	3 - 1 (75%)	22 - 6 (78.57%)
3. Noa-Daniël BOTHA	4	2	2	2 - 2 (50%)	14 - 14 (50%)
4. Boikgantsho MAGALA	2	1	3	1 - 3 (25%)	7 - 21 (25%)
5. Liam WATSON	0	0	4	0 - 4 (0%)	3 - 25 (10.71%)

Box 2

				1.	2.	3.	4.	5.
TSA131396	Gabor		1. HONG Samuel		1-6	1-6	3-4	3-4
TSA151038	NWP		2. KROON De Villiers	6-1		4-3	6-1	4-3
TSA131218	GN		3. CHAUKE Oratile	6-1	3-4		7-0	5-2
TSA161097	GC		4. HOBSON Joseph	4-3	1-6	0-7		1-6
TSA141250			5. BILLSON Levi	4-3	3-4	2-5	6-1	




Standings	Points	Wins	Losses	Sets	Games
1. De Villiers KROON	8	4	0	4 - 0 (100%)	20 - 8 (71.43%)
2. Oratile CHAUKE	6	3	1	3 - 1 (75%)	21 - 7 (75%)
3. Levi BILLSON	4	2	2	2 - 2 (50%)	15 - 13 (53.57%)
4. Joseph HOBSON	2	1	3	1 - 3 (25%)	6 - 22 (21.43%)
5. Samuel HONG	0	0	4	0 - 4 (0%)	8 - 20 (28.57%)

Box 3

				1.	2.	3.	4.	5.
TSA131432	Gabor		1. KGOSIMORE Motheo		3-4	0-7	5-2	2-5
TSA131233	GC		2. TAIT Samuel	4-3		0-7	7-0	2-5
TSA141140	GC		3. HOBSON David	7-0	7-0		6-1	6-1
TSA131361	GE		4. CHAIPA Paul	2-5	0-7	1-6		2-5
TSA131442	GN		5. MARSHALL Liam	5-2	5-2	1-6	5-2	

Standings	Points	Wins	Losses	Sets	Games
1. David HOBSON	8	4	0	4 - 0 (100%)	26 - 2 (92.86%)
2. Liam MARSHALL	6	3	1	3 - 1 (75%)	16 - 12 (57.14%)
3. Samuel TAIT	4	2	2	2 - 2 (50%)	13 - 15 (46.43%)
4. Motheo KGOSIMORE	2	1	3	1 - 3 (25%)	10 - 18 (35.71%)
5. Paul CHAIPA	0	0	4	0 - 4 (0%)	5 - 23 (17.86%)

Box 4

				1.	2.	3.	4.	5.	6.
TSA131764			1. KHUMALO Bulelani		6-1	4-3	3-4	0-7	7-0
TSA161114	GC		2. WAGENAAR LUKA	1-6		0-7	4-3	1-6	4-3
TSA131078	GC		3. CONNELLAN Matthew	3-4	7-0		5-2	1-6	7-0
TSA141252	GE		4. MERVEN Dominic	4-3	3-4	2-5		0-7	7-0
TSA131199	GC		5. BOTHA Marais	7-0	6-1	6-1	7-0		7-0
TSA131210	MPUN		6. SABANI Troy	0-7	3-4	0-7	0-7	0-7	

Standings	Points	Wins	Losses	Sets	Games
1. Marais BOTHA	10	5	0	5 - 0 (100%)	33 - 2 (94.29%)
2. Matthew CONNELLAN	6	3	2	3 - 2 (60%)	23 - 12 (65.71%)
3. Bulelani KHUMALO	6	3	2	3 - 2 (60%)	20 - 15 (57.14%)
4. Dominic MERVEN	4	2	3	2 - 3 (40%)	16 - 19 (45.71%)
5. LUKA WAGENAAR	4	2	3	2 - 3 (40%)	10 - 25 (28.57%)
6. Troy SABANI	0	0	5	0 - 5 (0%)	3 - 32 (8.57%)

1/2 Playoff

Noah WILKINSON		David HOBSON
David HOBSON	5-2	
De Villiers KROON		Marais BOTHA
Marais BOTHA	4-3	

3/4 Playoff

Noah WILKINSON		Noah WILKINSON
De Villiers KROON	4-3	

5/6 Playoff

Joshue EZIEGBO		Liam MARSHALL
Liam MARSHALL	4-3	
Oratile CHAUKE		Oratile CHAUKE
Matthew CONNELLAN	4-3	

7/8 Playoff

Joshue EZIEGBO	
Matthew CONNELLAN	Matthew CONNELLAN
	4-3

9/10 Playoff

Noa-Daniël BOTHA	
Samuel TAIT	Noa-Daniël BOTHA
	6-1
Levi BILLSON	Noa-Daniël BOTHA
	4-3
Bulelani KHUMALO	Bulelani KHUMALO
	7-0

11/12 Playoff

Samuel TAIT	
Levi BILLSON	Samuel TAIT
	4-3


13/14 Playoff

Boikgantsho MAGALA	
Motheo KGOSIMORE	Boikgantsho MAGALA
	5-2
Joseph HOBSON	Boikgantsho MAGALA
	5-2
Dominic MERVEN	Dominic MERVEN
	4-3

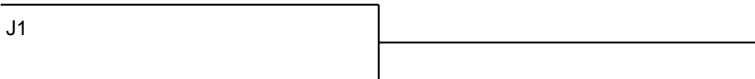
15/16 Playoff

Motheo KGOSIMORE	
Joseph HOBSON	Joseph HOBSON
	4-3


17/18 Playoff



19/20 Playoff



21/22 Playoff



23/24 Playoff

